

LEYLAND P76

SOUTH AUSTRALIA



another restoration project????

NOVEMBER 2007

CLUB INFORMATION PAGE

YOUR 2007/2008 COMMITTEE:

PRESIDENT: Wayne Filmer
Ph. (08) 8263 9654

VICE PRESIDENT: John Armstrong
Ph. (08) 8337 5474

SECRETARY: Darren Holt
Ph. 0415944639

TREASURER: Graham Gurr
Ph. (08) 8337 3209

EDITOR: Jilden Reichardt
Ph. (08) 8339 2921

PUBLICITY: Nigel Bray
Ph. (08) 8325 0512

SPARE PARTS: Geoff Cutting
Ph. (08) 8270 3799

NON OFFICE BEARERS: David Newman
Ph. (08) 8284 3581

NOTE NEW VENUE FOR MEETINGS:

General Meetings are held on the first Tuesday of every month, except January, at Trinity Gardens SDA Church, 196-200 Portrush Rd (parking off Albermarle St) Trinity Gardens at 7.30 p.m.

The next meeting is on Tuesday the 4th of December

2007 The committee may change meeting dates if required.

THE FINE PRINT:

This is the official publication of the LEYLAND P76 OWNERS CLUB of S.A. INC. and is not for sale to the general public. Copies are included in 'newsletter' and 'full' membership.

Articles are reproduced with acknowledgement of the original author or publisher, where possible.

The committee accepts no responsibility for any damage which may occur as the result of using any information appearing in this magazine.

The opinions expressed in this magazine are not necessarily those of the committee, except where stated.

CORRESPONDENCE:

The President
Mr. Wayne Filmer
LEYLAND P76 OWNERS CLUB of S.A. INC.
1 Leda Court
Modbury Heights SA 5092
filmer@picknowl.com.au

The Editor
Mr. Jilden Reichardt
LEYLAND P76 OWNERS CLUB of S.A. INC.
97 Charlick Rd.
Crafrers West SA 5152
jm76@bigpond.com



COMING EVENTS

(See also last meeting's minutes)

November 2007

Saturday 17th **Club Shed Day:** 9 am onwards, Contact Darren on **0415 944 639**

December 2007

Tuesday 4th **Meeting** at our new club venue, Trinity Gardens SDA Church, 196-200 Portrush Rd Trinity Gardens.

Saturday 8th **Christmas Lunch and Run.** Meet at the **Riverscape Café Murray Bridge** phone 8531 0855. Contact Darren on **0415 944 639** for other details. **12 noon** for lunch and a run afterwards.

March 2008

Easter National Meeting held by the Victorian Club at **Riverglenn Holiday Park, Geelong.** Contact Ken Western on (03) 9873 5581 or 0417 364 894 for details. A deposit of \$50 is requested before the 25th March 2007 to ensure your booking at a popular Easter holiday spot. Details at <http://www.leylandp76.com/clubs/vic/easterinvite.html>

Editorial

Hi P nuts.

John Armstrong just sent me a note: There is a 3 page article (pages 45-47) on the P76 Targa Florio, by Gary Mentiplay, in the latest copy Nov-Dec 2007 (#185) of "Restored Cars". I won't reprint it in the magazine because of copyright, go and find it!!

Jilden Reichardt

FOR SALE

Engine mounts NEW OLD STOCK, these are six cylinder ones but are easily modified to suit the V8, just cut the extra bracket off. \$30 each. Contact Jilden on 8339 2921

Rear internal Venetian blind: contact David Newman on 8284 3581

V8 motor with mild Cam and 500 Holley a 4 speed gear box plus extractors Motor currently fitted in a Capri and can be heard running. Contact Andrew Hill on **0409354482**

Members news area: (draw pictures here, send me something please...)

MINUTES OF THE GENERAL MEETING OF THE LEYLAND P76 OWNERS CLUB (SA) INC
HELD AT TRINITY GARDENS SDA CHURCH, 196-200 PORTRUSH ROAD
ON TUESDAY 2nd of October 2007

OPENED: 8:02 pm
PRESENT: 11 as per register + 3 Visitors
APOLOGIES: Tom Cooper
PREVIOUS MINUTES: Read by Club Secretary: Wayne Filmer; *adopted*

BUSINESS ARISING FROM PREVIOUS MINUTES:

- Rear parcel shelf template is apparently at Gordon and Gerry's. Darren Holt agreed to recapture it. Carpets were made by a company at Newton? Price of parcel shelf carpet was about \$60 or \$70 each.
- Club Shirts discussed again. Club to see what is on offer at the National Meet first

CORRESPONDENCE IN: FPMC Subscription Notice and receipt
Various interstate P76 Club Mags
Some junk mail

CORRESPONDENCE OUT: Letter to George C, re: Historic Registration

TREASURER'S REPORT: \$3,447.30c

SPARE PARTS REPORT: \$8,719. in Parts and \$194. in Cash

COMING EVENTS:

- Strathalbyn Swap Meet **Sunday 14th October**
- **Saturday 20th October. Parts Day** at the Club Parts Shed from 9:00am. All Members welcome. Be there or MISS OUT!
- **Saturday November 17th** (subject to the Stewarts approval). Possibly the **LAST Day** at the Club **Parts Shed**. Everything **MUST GO!** All Members welcome. Be there or you will have **MISSED OUT!**
- **Saturday December 8th. Xmas Club Thingy** at **Riverscape Café Murray Bridge!** (Subject to booking). Then a run out in the cars after lunch
- **National Meet**, hosted by Victoria P76 Club **Monday 24th March 2008**
- Cadillac Escapade **March 2008** at Barossa Valley. Tel: Pat on 8337 2942 for details

GENERAL BUSINESS:

- Darren Holt is now **Re-Conditioning 2nd Hand Rear Lamp Units**. If you require 1 or 2, please contact me on 0415 944 639 (price to be arranged)
- Darren Holt had some **Interstate P76 Club Visitors** this month. Namely **Martyn Hayes** and **David Walker** from the **Victorian P76 Club**. They were in SA picking up local parts
- New Venue Lease discussed. Will wait to hear from Church
- Our Leyland P76 Club (new) contact details, are now in the *current issue* of the White Pages
- Bay to Birdwood Classic discussed. We missed out again! Maybe next time?
- Club Insurance up for renewal, \$320. All members agreed to renew and Graham to organize
- Jilden is borrowing Club DVD of "*The Carmakers*"
- David Newman is borrowing the CD ROM of "*John Beattie's Targa Florio*"

NEXT MEETING: Tuesday 6th November at Trinity Gardens
MEETING CLOSED: 9:10 pm, followed by tea, coffee and biscuits



It's that time of year again...

CLUB XMAS THINGY!!!
LUNCH AT

"RIVERSCAPE CAFÉ"

Sturt Reserve Murray Bridge
Next to the "BUNYIP"

Saturday the 8th of December

Meet at 12 NOON for Lunch
Then go for a Run out in the Cars
(Old Tailem Town perhaps??)

Meals from \$9.90c to \$28
For more info Tel: 8531 0855

Hope to see you there

The Secretary's P76 Restoration Project (with pictures)

Hello again fellow P-Nuts and Fans! Here is part 5, the next exciting instalment of... "The Secretary's P76 Restoration Project" (with pictures).

Continuing on from last month:


I then fitted the centre console, front and rear seats and the seatbelt stalks, it was all starting to come together. I even fitted a rear window louver and front sheepskin seat covers... the interior was looking good!

But! I am never satisfied with good, so next job was a *detail*. I wanted the interior to look like new! So I vacuumed the newly fitted carpets, washed down all interior door panels and windows with soapy water, thoroughly cleaned the inside of the windscreen and all the dash. I then got out the *polish* and shined everything up. It was a long job, but it was worth it. She was looking great!

Whilst detailing the interior, I noted the instrument panel was really grubby and I couldn't get into all the nooks and crannies to clean it. *So out it came*. I stripped the whole instrument panel down and cleaned everything. Whilst there I replaced all the faulty globes and lubricated all the electrical connectors. It took a while, but when it was re-fitted it looked great! *Now all the instruments light up bright when it's dark!*

Next job's them there Brakes. It was no use doing all this work and spending all this money fixing the car, if the first time I drove it *I hit a wall!* So off came the wheels.


I removed, checked, cleaned and lubricated the front Brake Pads and Callipers. Stripped, cleaned and re-assembled the Rear Shoes and adjusted the Handbrake. Now the Hand Brake actually works! and comes on with only 4 clicks... not 35!



I then got stuck into the Brake Master Cylinder. *You may recall seeing my write-up on the Master Cylinder Overhaul in our March mag?*

I removed the Master Cylinder and stripped it, replacing the seals with new ones from repair Kit **K7466X**. Then I re-assembled it and re-fitted it to the Brake Booster. I also drained all the Brake Fluid and re-filled with *fresh new* Fluid. I did a brief Brake test up and down my driveway, and everything seemed to work great.

Now it was time to *register* the car, so I phoned Wayne our club President to view my Beastie and inspect her for Historic Registration purposes. Wayne looked over my car and checked Engine and Chassis Numbers. He was very happy with the work I had done thus far, and gladly issued me with the required MR 334 form.



The very next day, I remember it well... "*It was the 9th of November 2006, the sun was shining and the birds were whistling in the trees...*" with MR 334 form clutched firmly in hand, I walked into *Transport SA* to register my Leyland P76 V8 for 12 months on Historic Registration...

Tune in next month, for the next exciting, nail biting instalment of...




The Secretary's **P76** Restoration Project (with pictures)

Darren Holt

Recently Re-Discovered...

The following are pictures of slides taken by Jason Birmingham. These rarely seen slides were discovered at Peter Mohacsi's place. Peter salvaged them out of a bin in the Leyland factory.

Although it seems a bit unusual to photograph slides, a very big thank you to Jason for passing on the photographs and to Peter for his diligent fossicking all those years ago.



LEYLAND P76 S.A. SPARES LIST 6/11/07


V8 Engine	
V8 throttle link ball joints	\$1.00
V8 throttle link bushes	0.20
V8 PCV rubber hose	\$10.00
V8 plug leads stainless steel Bosch	\$70.00
V8 spark plugs	\$1.50
V8 rotor button	\$11.00
V8 distributor cap	\$35.00
V8 distributor shaft	\$30.00
V8 distributor HEI Bosch converted	\$300.00
V8 radiator hose, top	\$15.00
V8 radiator hose, bottom	\$20.00
V8 long heater hose (VT Commodore LPG)	\$35.00
V8 short heater hose	\$10.00
V8 thermostat housing	\$36.00
V8 & 6 engine mount new	\$30.00
Z86 oil filter	\$13.00
V8 front seal, CR 19777	\$30.00
6 & V8 rear seal, PR 4978	\$20.00
V8 head gaskets	\$34.00
V8 rocker gaskets (cork)	\$12.00
V8 rocker gaskets (rubber)	\$11.00
V8 sump & timing gasket set	\$54.00
Fuel pump gasket	\$2.00
V8 fuel pump kit	\$12.00
V8 carb. Jet	\$5.00
Genuine fan belt, V8	\$5.00
Genuine P. Steer Belt	\$5.00
Power steering pulley	\$10.00
Air conditioner belt	\$5.00
V8 reco water pump changeover	\$100.00
V8 Water pump gaskets	\$2.50
V8 oil pressure relief valve	\$2.00
V8 extractor gaskets, set	\$15.00
V8 exhaust pipe rings (non-asbestos)	\$5.00
GL27V (V8) points	\$15.00
V8 oil pressure switches	\$8.00
V8 crankshaft thrust washers, Pair	\$10.00
Suspension/Steering	
Power steering rack c/o incl. deposit	\$750.00
P.S. control valve seals, pair	\$12.00
Rack boots, p/steer and R.H. manual	\$25.00
Rack boots, L.H. manual rack,	\$30.00
Power steer control valve spacer bush	\$5.00
Urethane tie bar rubbers, set of 4	\$30.00
Front strut inserts (Pedders) per pair	\$200.00
Front strut top (rebushed) changeover	\$40.00
Power steer pinion adjusting shims	
PS control valve seals (pair)	\$12.50
TARGA MAG WHEELCAPS each	\$20.00
.....Per set of 5	\$80.00

4 speed gearbox	
4 speed gear lever retainer nut	\$18.00
4 speed g/box gasket set	\$12.00
4 speed g/box shifter saddles	\$5.00
3/4 speed g/box reversing light switch	\$10.00
6 Cyl	
6 cyl choke cable	\$5.00
6 & V8 engine mount new	\$30.00
6 cyl engine breathers	\$2.00
6 cyl fuel pump kit	\$12.00
Electrical	
Lucas starter motor bushes, per pair	\$10.00
Headlamp suit super	\$5.00
Headlamp dip switches	\$15.00
Wiper delay relays, Ford.	\$10.00
Wiper switches	\$30.00
Indicator switch assembly recon	\$40.00
General mechanical	
Master Cylinder kit	\$32.00
Front disc pads (standard) CDP 1045	\$24.00
Radiator recovery system cap 13psi	\$4.00
Long handbrake cable	\$10.00
Interior	
Horn rim rubber grommets	\$3.50
Boot mats	\$155.00
Deluxe window winder handles	\$5.00
T-bar selector handles	\$5.00
Rear parcel tray clips only brown pkt of 10	\$10.00
Door lock knobs	\$2.00
Console lid cover Imperial leather	\$10
Boot/Bonnet bump stops set 2	\$11.00
Exterior	
Front indicator lenses, painted, pr	\$60
Front indicator lens, painted, single RHS	\$30.00
R.H.F. zinc corner, no chrome	\$20
Ford number plate lenses, pair	\$15
Tinted Laminated Windscreens	\$130
Windscreen trim clips set (33)	\$6.00
Window scraper rubbers, repro, each	\$25.00
Bonnet insulation hangers, set	\$10
Badge Clips	\$1.00
Chrome mould clips, set 10 (pink)	\$3.00
Chrome mould clips, set 10 (green)	\$3.00
Grill Mould clips set 10	\$1.00
General	
A3 Posters ex Vic Club	\$10.00
Auto Quarterly magazines	\$40.00

For all spares contact Geoff Cutting on
(08) 8270 3799 or
gcutting@picknowl.com.au

If undelivered, return to:

The Editor, Mr. Jilden Reichardt,
LEYLAND P76 OWNERS CLUB of S.A. INC.
97 Charlick Rd.
Crafers West S.A. 5152



Queensland
Leyland P76 Owners Club
P.O. Box 343
CARINA QLD 4152



Leyland P76. Anything but average.



Need friendly advice about Australia's own car - the **Leyland P76?**

Maybe you're one of the elite group of people that actually own one of these fine motor vehicles, would like to own one, or just plain interested in this great Aussie car.

South Australia has a very strong and active club which promotes these vehicles, but just as important, a social calendar which caters for the needs of every member and age group. We have our own parts shed which is full of new and used parts, which are available to club members for a fraction of the cost of parts available elsewhere.

For member information, phone – **Wayne Filmer on (08) 8263 9654**



The end????