

# LEYLAND P76

## SOUTH AUSTRALIA



*P Power at Kapunda (Aust Day 2007)*

**MARCH 2007**

# CLUB INFORMATION PAGE

## YOUR 2006/2007 COMMITTEE:

**PRESIDENT:** Wayne Filmer  
Ph. (08) 8263 9654

**VICE PRESIDENT:** John Armstrong  
Ph. (08) 8337 5474

**SECRETARY:** Darren Holt  
Ph. 0415944639

**TREASURER:** Christine Cutting  
Ph. (08) 8270 3799

**EDITOR:** Jilden Reichardt  
Ph. (08) 8339 2921

**PUBLICITY:** Nigel Bray  
Ph. (08) 8325 0512

**SPARE PARTS:** Geoff Cutting  
Ph. (08) 8270 3799

**NON OFFICE BEARERS:**  
David Newman  
Ph. (08) 8284 3581  
George Calvert  
Ph. (08) 8370 5625

## MEETINGS:

General Meetings are held on the first Tuesday of every month, except January, at St. Andrews Manthorpe Uniting Church hall, corner Unley Rd. and Edmund Ave, Unley at 7.30 p.m.

**The next meeting is on  
Tuesday the 3<sup>rd</sup> of April 2007**

The committee may change meeting dates if required.

## THE FINE PRINT:

This is the official publication of the LEYLAND P76 OWNERS CLUB of S.A. INC. and is not for sale to the general public. Copies are included in 'newsletter' and 'full' membership.

Articles are reproduced with acknowledgement of the original author or publisher, where possible.

The committee accepts no responsibility for any damage which may occur as the result of using any information appearing in this magazine.

The opinions expressed in this magazine are not necessarily those of the committee, except where stated.

## CORRESPONDENCE:

The President  
Mr. Wayne Filmer  
LEYLAND P76 OWNERS CLUB of S.A. INC.  
1 Leda Court  
Modbury Heights SA 5092  
[filmer@picknowl.com.au](mailto:filmer@picknowl.com.au)

The Editor  
Mr. Jilden Reichardt  
LEYLAND P76 OWNERS CLUB of S.A. INC.  
97 Charlick Rd.  
Crafrers West SA 5152  
[jm76@bigpond.com](mailto:jm76@bigpond.com)



## **COMING EVENTS**

(See also last meeting's minutes)

### **April 2007**

Tuesday 3<sup>rd</sup> **MEETING** same time, same place

Saturday 21<sup>st</sup> **TECH DAY** at Jilden's place, 97 Charlick Rd Crafers West Build the 44 gallon BBQ for the 2 boot trailer. The day will probably involve a test drive of the BBQ!

### **May 2007**

Tuesday 1<sup>st</sup> **MEETING**

### **March 2008**

Easter **National Meeting** held by the Victorian Club at **Riverglenn Holiday Park, Geelong**. Contact Ken Western on (03) 9873 5581 or 0417 364 894 for details. A deposit of \$50 is requested before the 25<sup>th</sup> March 2007 to ensure your booking at a popular Easter holiday spot. Details at <http://www.leylandp76.com/clubs/vic/easterinvite.html>

---

## **Editorial**

Hi P nuts.

The brave few souls (not including me) who ventured north to **Riverton** obviously had a great time, according to the Filmers who wrote the report for this issue (it was supposed to be in last month's mag but it didn't fit.)

Techy bit thanks to Darren Holt

*Jilden Reichardt*

---

## **FOR SALE**

**Targa Florio, in excellent condition**, contact John Beattie on (03) 9720 8760 or at [johnbt@tpg.com.au](mailto:johnbt@tpg.com.au) Car is in Bayswater Victoria. Reluctant sale, needs the room for a modern car.

**Electronic distributor suit V8**. New Bosch Holden V8 reluctor fitted, new Bosch module, new Bosch transformer coil. Bosch vacuum advance. Never used project, proceeds to the club. Price \$300. Contact Jilden on 8339 2921 or email as in the club information details.

**V8 engine**, mostly complete, suitable for rebuilding as it hasn't rusted solid. This is the engine from the car that Alan Baker donated to the club. Proceeds to the club. \$150 ono Contact Jilden on 8339 2921 for details.

**Engine mounts NEW OLD STOCK**, these are six cylinder ones but are easily modified to suit the V8, just cut the extra bracket off. I have 20 coming in this week and they will be \$30 each. Contact Jilden on 8339 2921

**Leyland Marina Coupe**, dismantled engine and gearbox, body and interior are in excellent condition. Contact Rob on (08) 8351 6313. Car is at Edwardstown.

---

MINUTES OF THE GENERAL MEETING OF THE **LEYLAND P76 OWNERS CLUB (SA) INC.**  
HELD AT THE ST ANDREWS UNITING CHURCH HALL, EDMUND AVENUE, UNLEY  
**ON TUESDAY 6th of FEBRUARY 2007**

---

**OPENED:** 8:25 pm  
**PRESENT:** 11 as per register  
**APOLOGIES:** Chris Cutting, Alan & Val Baker & the Brays  
**PREVIOUS MINUTES:** Read by Club President: Wayne Filmer; *adopted*

**BUSINESS ARISING FROM PREVIOUS MINUTES:**

- Card sent on behalf of the club to **Jude Henning** re: *John Arnold*
- January *Australia Day* **Club Run** to Riverton was a success. Only a few club members attended, but reports were that all had a great time. Sorry if you missed it
- Club Toner Cartridge now refilled & the cost was the same as previous \$85.
- **Power Steering unit** now in and **reconditioned!** Upon inspection the wrong width clamps are fitted to the boots, making it look not finished off properly. Club to rectify before sale

**CORRESPONDENCE IN:** Letter from Vic Club re P76 Parts Manual CD Rom  
Letter from Vic Club re Vehicle Register Survey for P76's  
Letter from PGI automotive Glass Manufacturer, apparently they are now the sole remaining Aust Glass Manufacturer  
Minutes of the Federation of Historic Motoring SA Inc  
Various Interstate Magazines and Flyers

**CORRESPONDENCE OUT:** Letter to Vic Club, agreeing with creating a National Register

**TREASURER'S REPORT:** \$2,967.60c

**SPARE PARTS REPORT:** \$8,593.50c in parts. \$216.40c Cash & \$40. Cheque

**COMING EVENTS:**

- February **Club Run and lunch, Saturday 17<sup>th</sup>** at Waterfall Gully. After lunch, look at the cars and then take a stroll up the trails
- Rock & Roll Rendezvous **Sunday 25<sup>th</sup> February**. Meet at the National Motor Museum Birdwood from 10.00am
- Clare Swap Meet, **18<sup>th</sup> March**
- April **Club Thingy...** Tech day at Jildens place, **Saturday 21<sup>st</sup>** to Build Clubs Two Booter BBQ. Then possibly christen the BBQ by making Snags for lunch?
- Cavalcade of Cars **20<sup>th</sup> May**
- **National Meet**, hosted by Victoria P76 Club. **Monday 24<sup>th</sup> March 2008**.

**GENERAL BUSINESS:**

- Today is **Tom Coopers 75<sup>th</sup> Birthday**, many happy returns to Tom!
- Today is *also* the **25<sup>th</sup> Birthday of the Leyland P76 Club of SA**, Happy Birthday!
- Suggestions have been made, that the Club has it's own P76. To use for special occasions such as the Variety Bash, will discuss again next meeting
- Reconditioned Power Steering unit **pricing discussed**. More details in next Mag

**NEXT MEETING:** Tuesday March 6

**MEETING CLOSED:** 9:46 pm, followed by Tea, Coffee and Biscuits

## **PROCEDURE FOR THE EXCHANGE OF A POWER STEERING RACK.**

This procedure is written so that club members will be aware of the costs involved and procedure required when swapping their unserviceable power steering unit for an overhauled one from the Club's spare parts inventory.

The quick return of the old unit is paramount so any deposit can be returned and the unit can be repaired for the next member.

This is the procedure:

**Customer:** Send cheque or money order for **\$750.00** to club treasurer or Spare Parts Manager. Direct Bank Deposit is also available. Contact the treasurer or Spare Parts Manager for account details. Ph. (08) 8270 3799 or [gcutting@picknowl.com.au](mailto:gcutting@picknowl.com.au)

**Club:** Send off rack by Courier – receiver pays delivery charges Collect.

**Customer:** Returns his old rack – customer pays delivery fees.

**Club:** (a) Inspects rack for damage and condition as best possible.  
(b) Sends rack for overhaul.

**Overhaul facility** strips, assesses and quotes for repair.

**Club:** (a) Approves quote.  
(b) Cheque for return of deposit to customer is refunded.

This will depend on any extra repairs required. A standard overhaul should see the return of \$200.00. If the rack needs to be re hard chromed \$150.00 is retained from the deposit. At this point we have no estimate of charges for any other repairs.

(c) Collects and pays for parts.  
unit after overhaul and adds it to spare

**NOTES:** A MANUAL RACK CANNOT BE USED FOR EXCHANGE.


Prices are and will be kept to a minimum but may change without notice. (The prices in the Spare Parts listing of our Magazine will be current price.)

**Warranty** from the repair facility is 20,000 Km. or 12 months after leaving his workshop and this will be the Club's line, so if turnover is too slow we may have to hold the rack as un-repaired until there is a need for it to have some warranty security.

## RIVERTON CAMPING WEEKEND JANUARY 2007



On the road by Map the Miner, Kapunda SA



Outside our host Ross's house

## AUSTRALIA DAY LONG WEEKEND - RIVERTON

The weather couldn't have been nicer for the planned camping weekend to Riverton in the Clare Valley. A bonus for us was a soft grassy area lush from the 2½ inches of recent rain. The area booked for the Club was adjacent to the B.B.Q.s, thought to be handy for those who came with camper-trailer or tent.

When the Filmers arrived Thursday, the Cuttings were already unpacked and relaxing in their folding chairs, enjoying the balmy evening breeze along with shade from nearby trees. These trees were later to give some "grief" as the galahs used the top-most (bare) branches as their roosting place for the evening, making their presence known with loud "hurrahs" to each other as they settled and as they took off for the morning's excursion. Bare branches will now give warning that all may not be as it seems in what appears to be a perfect camping area.

Until Wayne Kircher arrived with his tent for one night, we were the only Club members to enjoy the relaxing three nights and camaraderie that goes with camping experiences.

Friday morning saw us strolling the town of Riverton, the hour or so giving exercise more than adventure! During the afternoon Peter and Sandra Deuter called in and spent the time relaxing with us. For the evening meal we drove a short distance to Tarlee where the local hotel had been recommended for a meal. After a very satisfying meal and chat, the Deuters departed from Tarlee to their own beds at Kapunda and the rest of us to Riverton Caravan Park.

*Saturday at Kapunda* was the main Club event and was a most interesting if exhausting day out. It began with a tour of the town in the Community Bus with driver and commentary by Ross Vogt, an 84 year old who seemed to have an endless supply of energy....., as you will understand as this report continues. He also had a love for, and enthusiasm for his town, which was shown by his professional delivery of the *Town Tour*.

The bus tour took just over one hour, after which lunch was enjoyed at a local hotel. At 1 p.m. Ross took us on a personally conducted tour of the Kapunda Museum. While that was impressive in itself, the museum was out-shone by Ross's own collection in his own premises.

He took us to his miner's cottage, which had been built for two families in "olden days", now with the centre wall knocked out. His out buildings were stocked with classic vehicles, comprised of BMW motor bikes, one BMW car, a Plymouth and a natty little MG (incidentally Leyland badged), which a few of us eyed covetously. Ross (at 84 years) said he may have to sell two or three of his motor bikes as he cannot ride them all now. That would still leave him with two!! He had a trailer built for one of them and one had a side-car.

When we moved into the house we were amazed to see the amount of glass-ware in specially constructed shelving, back lit for effect. Every room had treasures - old gramophones, telephones, old style lighting using candles and of course the antique furniture. Too much to explain fully, but beautiful and well set out. He demonstrated his working antiques, all lovingly restored by him. He didn't fail to impress us.

We set off for one last 'sight-see' of *Map the Miner*, now fully restored. Four P76's were lined up and a photograph taken of Deuter, Kircher, Cutting and Filmer's cars.

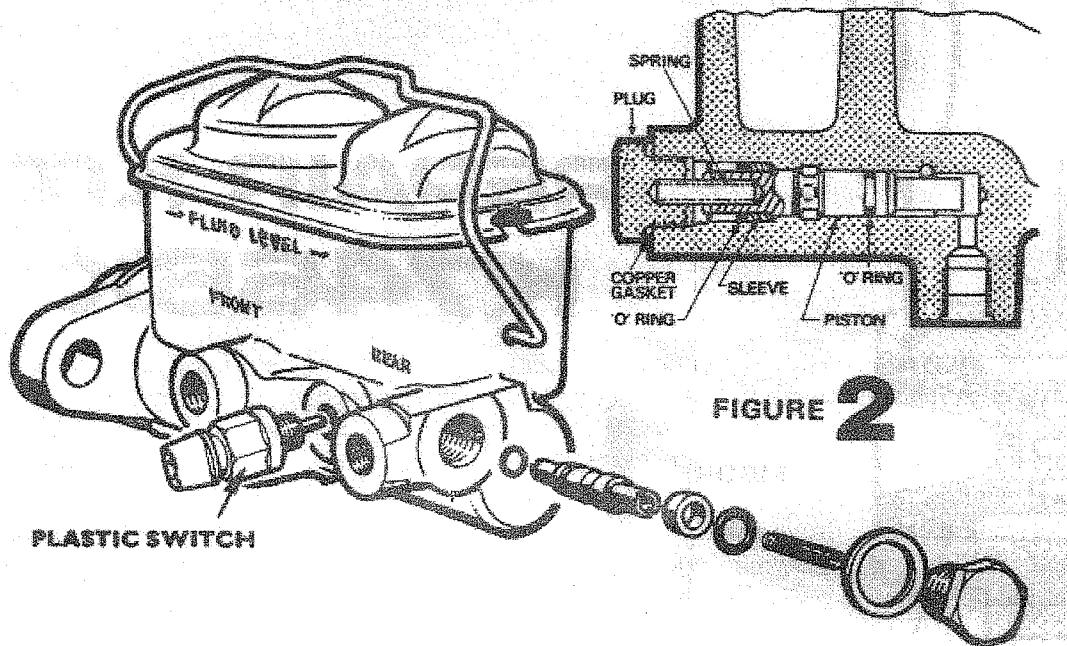
By this stage a few of us were wilting (must have been close to 6.00 p.m.) and were looking forward to a relaxing evening in the caravan park.

As you can imagine, the raised bonnets of the P76's in our camping area over the weekend caused a considerable amount of interest in other Park users, and gave opportunities to compare and reminisce in many cases. As far as the P76 owners were concerned, discussion regarding on-going problems and ideas for solving were invaluable.

A very enjoyable weekend.

*Wayne and Helen Filmer.*

# Pressure Differential Switch



- 1) Replace "O" rings and sleeve on the differential piston as shown in *figure 2* and insert piston assembly into housing
- 2) Fit coil spring into end of piston then assemble plug and copper gasket, ensuring spring locates in plug end-hole and tighten to 30-35 FT.LBS
- 3) Install the plastic brake warning switch and tighten to 12-16 in. LBS
- 4) Replace the reservoir diaphragm and cap

## Installation:

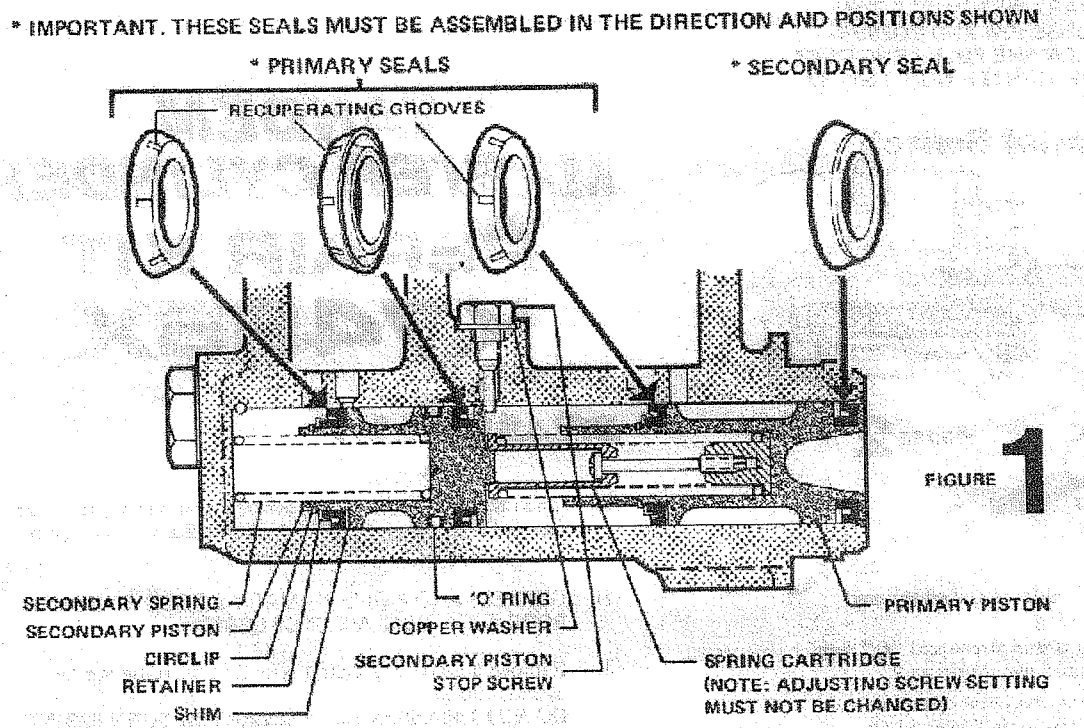
- 1) Clean brake fluid off the servo unit and remove any debris out of servo recess
- 2) Install the master cylinder in the reverse order of removal
- 3) If a replacement cylinder is being fitted, ensure it is of the correct type
- 4) When installation is complete, fill the fluid reservoir with the correct fresh hydraulic fluid
- 5) Bleed the braking system

Darren Holt



## Assembly:

INSTALL ALL PARTS SUPPLIED IN THE MASTER CYLINDER REPAIR KIT  
It is extremely important that these seals be placed in their correct position as shown in *figure 1 and 2*



- 1) Before assembly lubricate all internal parts with brake fluid
- 2) Install secondary seal into groove on primary piston
- 3) Slide metal shim and primary seal over end of primary piston and secure with retainer and circlip
- 4) Install "O" ring in centre groove of secondary piston and primary seal in remaining groove
- 5) Slide metal shim and primary seal over end of secondary piston and secure with retainer and circlip
- 6) Carefully assemble secondary piston with spring and primary piston with spring back into master cylinder bore
- 7) Depress and hold the primary piston into the master cylinder bore and install the stop screw and new copper gasket and tighten to 55-60 LBS

# P76 Brake Master Cylinder Overhaul (V8)

Use Tandem Master Cylinder Repair Kit **K7466X**

## Removal:

- 1) Lubricate the 3 brake pipe connections with WD-40 or equivalent and allow to penetrate
- 2) Do not remove reservoir cap, as this will minimise fluid loss when disconnecting the brake pipes
- 3) Place a cloth or similar absorbent material under the master cylinder to protect paint work against any fluid loss
- 4) Disconnect the 3 fluid pipes from the master cylinder, noting their positions for reassembly and fit suitable plugs in the master cylinder outlet ports
- 5) Remove the 2 nuts and spring washers securing the master cylinder to the servo unit and lift the unit clear
- 6) Clean the outside of the master cylinder and remove the reservoir cap and diaphragm. Discard the brake fluid remaining in the reservoir

## Disassembly:

- 1) Depress and hold the primary piston into the master cylinder bore and remove the stop screw: *figure 1*
- 2) Remove the primary piston assembly from the master cylinder bore  
DO NOT DISASSEMBLE PRIMARY RETURN SPRING ASSEMBLY AS THIS IS FACTORY PRE-SET
- 3) Remove the secondary piston assembly
- 4) Unscrew the plastic brake warning switch from the side of the master cylinder and withdraw the differential piston from the assembly: *figure 2*
- 5) Clean all parts in methylated spirits, check all recesses, openings and internal passages to be sure they are open and clear from foreign matter



# P76 Owners Club of Victoria Inc.



4, Beaumont Street  
Vermont  
Vic 3133

31 January 2007

Mr. Wayne Filmer  
The President  
SA P76 Owners Club  
1 Leda Court  
MODBURY HEIGHTS  
SA 5092

Dear *Wayne*,

Well we are underway with the planning for the 2008 P76 Nationals to be held in Victoria at Easter in 2008, over the long weekend starting on Good Friday 21 March 2008 and finishing on Monday 24 March 2008. We are putting together what we think will be an interesting program of events of which we will forward more information as we get closer and the details are finalized.

This letter is to advise you and your club members of one of the most important issues – the accommodation. Our committee has decided that the 2008 Nationals will be staged in Geelong, the 2<sup>nd</sup> largest city outside of Melbourne. Geelong is about a 90-minute drive from Melbourne, and one of the oldest cities in Victoria. It is a major port, the home of Ford manufacturing, and has some interesting tourist centres. It is not far from the Great Ocean Road or from Ballarat – both major tourist attractions.

One of the objectives set by our committee is to maximize the exposure of our great car to the general public. We have been doing this within our club with great results – our membership is increasing and the standard of our cars is steadily improving. We want to continue this process of public exposure at our National get together. So Geelong makes a good choice we believe.

On behalf of all the clubs, our club has made a booking for a number of cabins in a campground in Geelong called the “Riverglen Holiday Park”. It is a good quality campground on the outskirts of Geelong, and close to shops and other accommodation should members wish to stay elsewhere. I have enclosed a couple of brochures for your committee to see. The cost for one of the cabins we have booked is \$90 per night with a minimum of 4 nights over the Easter period – this can be the Thursday to the Sunday nights; or Friday through Monday nights. This price is consistent with most campgrounds in Victoria over the Easter period as is the 4-day minimum booking. These are luxury

cabins and will sleep six. The \$90 is for two people, with extras costing \$10 each per night.

We will need to finalise and confirm the bookings as early as possible as accommodation is at a premium over Easter. We also have to pay a deposit when confirming. We have attached an accommodation booking form for all P76 members to complete and return as soon as possible – **no later than 25 March 2007** if they want to take advantage of the accommodation we have organized. Please copy and get out to your members as soon as possible. Should members wish to arrange their own accommodation that is fine, but we do suggest they get in quickly, no matter where they want to stay. If members want to stay in the Riverglen, but want to camp – again let us know as we can add it to the bookings we have made. A \$50 deposit will also be required for these campgrounds. Cost of a powered campsite is \$29 per day again with a minimum of 4 days. We need to confirm our arrangements at Riverglen by no later than Easter this year, so we would require anyone who wants to stay at the Riverglen to send us a \$50 deposit before then - **no later than 25 March 2007**.

One of the benefits of all staying at the one venue will be that the P76 talking and comparing cars can go on till late over a few beers without worrying about Booze Buses!! **Riverglen will be the Nationals Headquarters, and all of our committee will be staying there.** There are large parks opposite the campground with some good children's play equipment. We want to encourage family participation, and there is plenty for the family to do in Geelong.

As we finalise events and things such as club souvenirs and the final dinner etc., we will let all clubs know what the final costs for the 2008 nationals will be. We will keep them to a minimum, and make most things and costs optional.

We are looking forward to making this a great event for all clubs and their members.

If you have any queries please drop me an email on

Ken.Western@exemail.com.au or give me a call on 03 9873 5581 or my mobile number below.

Best regards,



Ken Western  
Vice President  
&  
Coordinating Committee – 2008 P76 Nationals  
0417 364 894

# **P76 Nationals Easter 2008**

## **Geelong, Victoria**

### **Accommodation Booking Form**

#### **General (Please Print)**

Name .....

Address .....  
.....  
.....  
.....

Number of people .....

Number of cars .....

#### **Accommodation (minimum of 4 nights)**

Accommodation Required at Riverglen Campground Yes / No

Deluxe Cabin Yes / No      Powered Campsite Yes / No  
(Deposit \$50 attached)

Arrival date: (please circle the date you will arrive at Riverglen Campground)

Thursday –      20March2008  
Good Friday –    21March2008  
Easter Saturday - 22March2008  
Easter Sunday – 23March2008  
Easter Monday – 24March2008

Please make all cheques payable to P76 Owners Club of Victoria Inc.

#### **Mail to**

Ken Western  
P76 Owners Club of Victoria  
4, Beaumont St  
VERMONT  
VIC 3133

**Alternative Accomodation close to the Riverglen campground**

Note: These are in order of closeness to Riverglen Campground

**Barwon Valley Lodge (about \$170 per night 2 people)**

99 Barrabool Rd  
Belmont  
Vic 3216

(03) 52442111

(These are serviced Apartments. Virtually next door to Riverglen)

**Comfort Inn Parkside (about \$115 per night – 2 people)**

68 High Street  
Belmont  
Vic 3216

(03) 5243 6766

(Normal Comfort Inn Style Multi stori Hotel. 5 minutes drive from Riverglen

**Abbotswood Motor Inn**

310 High Street  
Belmont  
Vic 3216

(03) 5243 0122

Normal Motel style – about 7 minutes drive from Riverglen

# LEYLAND P76 S.A. SPARES LIST 6/3/07

<b>V8 Engine</b>	
V8 throttle link ball joints	\$1.00
V8 throttle link bushes	0.20
V8 PCV rubber hose	\$10.00
V8 plug leads stainless steel Bosch	\$60.00
V8 spark plugs	\$1.50
V8 rotor button	\$8.00
V8 distributor cap	\$35.00
V8 distributor shaft	\$30.00
V8 distributor HEI Bosch converted	\$300.00
V8 radiator hose, top	\$15.00
V8 radiator hose, bottom	\$15.00
V8 long heater hose (VT Commodore LPG)	\$35.00
V8 short heater hose	\$10.00
V8 thermostat housing	\$36.00
<b>V8 &amp; 6 engine mount new</b>	<b>\$30.00</b>
Z86 oil filter	\$13.00
V8 front seal, CR 19777	\$30.00
6 & V8 rear seal, PR 4978	\$20.00
V8 head gaskets	\$34.00
V8 rocker gaskets (cork)	\$12.00
V8 rocker gaskets (rubber)	\$11.00
V8 sump & timing gasket set	\$36.00
Fuel pump gasket	\$2.00
V8 fuel pump kit	\$12.00
V8 carb. Jet	\$5.00
Genuine fan belt, V8	\$5.00
Genuine P. Steer Belt	\$5.00
Power steering pulley	\$10.00
Air conditioner belt	\$5.00
V8 reco water pump changeover	\$100.00
V8 Water pump gaskets	\$2.50
V8 oil pressure relief valve	\$2.00
V8 extractor gaskets, set	\$15.00
V8 exhaust pipe rings (non-asbestos)	\$5.00
GL27V (V8) points	\$15.00
V8 oil pressure switches	\$8.00
V8 crankshaft thrust washers, Pair	\$10.00
<b>Suspension/Steering</b>	
<b>Power steering rack c/o incl. deposit</b>	<b>\$750.00</b>
Rack boots, p/steer and R.H. manual	\$25.00
Rack boots, L.H. manual rack,	\$30.00
Power steer control valve spacer bush	\$5.00
Urethane tie bar rubbers, set of 4	\$30.00
Front strut inserts (Pedders) per pair	\$200.00
Front strut top (rebushed) changeover	\$40.00
Power steer pinion adjusting shims	\$0.50
<b>TARGA MAG WHEELCAPS each</b>	<b>\$20.00</b>
<b>.....Per set of 5</b>	<b>\$80.00</b>

<b>4 speed gearbox</b>	
4 speed gear lever retainer nut	\$18.00
4 speed g/box gasket set	\$12.00
4 speed g/box shifter saddles	\$5.00
3/4 speed g/box reversing light switch	\$10.00
<b>6 Cyl</b>	
6 cyl choke cable	\$5.00
<b>6 &amp; V8 engine mount new</b>	<b>\$30.00</b>
6 cyl engine breathers	\$2.00
6 cyl fuel pump kit	\$12.00
<b>Electrical</b>	
Lucas starter motor bushes, per pair	\$10.00
Headlamp suit super	\$5.00
Headlamp dip switches	\$15.00
Wiper delay relays, Ford.	\$10.00
Wiper switches	\$30.00
Indicator switch assembly recon	\$40.00
<b>General mechanical</b>	
Master Cylinder kit	\$32.00
Front disc pads (standard) CDP 1045	\$24.00
Radiator recovery system cap 13psi	\$4.00
Long handbrake cable	\$10.00
<b>Interior</b>	
Horn rim rubber grommets	\$3.50
Boot mats	\$155.00
Deluxe window winder handles	\$5.00
T-bar selector handles	\$5.00
Rear parcel tray clips only brown pkt of 10	\$10.00
Door lock knobs	\$2.00
Console lid cover Imperial leather	\$10
Boot/Bonnet bump stops set 2	\$11.00
<b>Exterior</b>	
Front indicator lenses, painted, pr	\$60
Front indicator lens, painted, single RHS	\$30.00
R.H.F. zinc corner, no chrome	\$20
Ford number plate lenses, pair	\$15
Tinted Laminated Windscreens	\$130
Windscreen trim clips set (33)	\$6.00
Window scraper rubbers, repro, each	\$25.00
Bonnet insulation hangers, set	\$10
Badge Clips	\$1.00
Chrome mould clips, set 10 (pink)	\$3.00
Chrome mould clips, set 10 (green)	\$3.00
Grill Mould clips set 10	\$1.00
<b>General</b>	
A3 Posters ex Vic Club	\$10.00
Auto Quarterly magazines	\$40.00

For all spares contact Geoff Cutting on  
(08) 8270 3799 or  
[gcutting@picknowl.com.au](mailto:gcutting@picknowl.com.au)

**If undelivered, return to:**

The Editor, Mr. Jilden Reichardt,  
LEYLAND P76 OWNERS CLUB of S.A. INC.  
97 Charlick Rd.  
Crafers West S.A. 5152



Queensland  
Leyland P76 Owners Club  
P.O. Box 343  
CARINA QLD 4152



Leyland P76. Anything but average.



Need friendly advice about Australia's own car - the **Leyland P76?**

Maybe you're one of the elite group of people that actually own one of these fine motor vehicles, or would like to own one, or just plain interested in this great Aussie car.

South Australia has a very strong and active club which promotes these vehicles, but just as important, a social calendar which caters for the needs of every member and age group. We also have our own parts shed which is full of new and used parts, which are available to club members for a fraction of the cost of parts available elsewhere.

For member information, phone – **Wayne Filmer on (08) 8263 9654**

